

how to plant your pencil

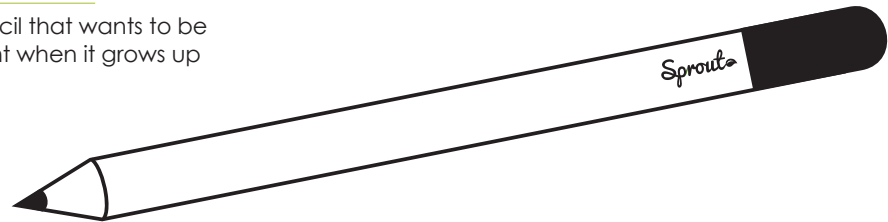
watch
your Sprout
pencil grow.

sprouts
within 8-28 days
depending on
seed type.

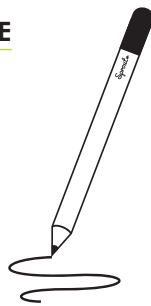
For more information
visit sproutworld.com.

MEET SPROUT

A pencil that wants to be
a plant when it grows up



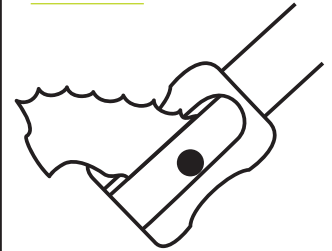
WRITE



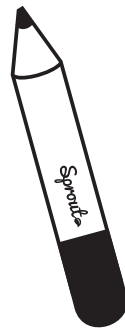
DULL



SHARPEN



TOO SHORT?



PLANT YOUR PENCIL

Gently press Sprout into
the soil, tip-side up. Push
it in up to the edge of the
green top.

Make sure to place the
pencil sideways so the plant
can grow straight upwards.

After 1-2 days move pencil
stub to a different place. This
will allow the seeds even better
conditions for sprouting.



ADD WATER, SUN & LOVE



WATCH IT GROW & GROW

